




Floor Area: 1426 SQ FT  
 Bedrooms: 2  
 Bathrooms: 2  
 Width: 48'11  
 Depth: 37'11

-  - Structural Walls (Included)
-  - Nonstructural Walls (Not Included)
-  - Foundation Walls (Not Included)

\*SHOWN AS PREMIUM PACKAGE

