




Floor Area: 2223 SQ FT
 Bedrooms: 4
 Bathrooms: 2.5
 Width: 62'8
 Depth: 48'8

-  - Structural Walls (Included)
-  - Nonstructural Walls (Not Included)
-  - Foundation Walls (Not Included)

*SHOWN AS PREMIUM PACKAGE

